

No. *GWS/RWC1/Sewerage/2025*

*08.05.2026*  
*Version 2.7*

**Request for Proposals**  
**For Execution of Remediation Works of Sewerage–Drainage Works**  
***(Based on Approved Design & BOQ)***



**Resident Welfare Committee, Phase-1**  
**Greenwoods Government Officers' Welfare Society**

**Sector Omega 1, Greater Noida 201310**

**Email: [rwcgreenwoods1@gmail.com](mailto:rwcgreenwoods1@gmail.com)**

**Phone: 9783859295, 7500770033,  
9667397744, 9958896220, 9412878492, 0120-4516235**

## INDEX TABLE

Section	Starting Page
1. Introduction & Bid Timelines	4
2. Broad Statement of the Problem	8
3. Available Datasets and Information	11
4. Objective of the Assignment	10
5. Scope of Work	10
6. RWC's Responsibility & Expectations from the Contractor	12
7. Submission Guidelines, Eligibility etc.	14
8. Eligibility Claim	17
9. Evaluation Criteria	19
10. Timelines & Payment Terms	22
11. Award of Contract & Performance Guarantee	23
12. General Terms & Conditions	25
13. Appendices Related to Bid Submission	31 onwards

## DOCUMENT SUMMARY

This Request for Proposals (RFP), issued by the Resident Welfare Committee (RWC), Phase-1 of Greenwoods Government Officers' Welfare Society, Greater Noida, seeks bids from experienced contractors for the **execution of approved sewerage and drainage remediation works** within the society premises.

The technical study, surveys, hydraulic analysis, and preparation of the remediation plan is being completed by the appointed Consultant. The final system design, specifications, and Bill of Quantities (BOQ) form the basis of this RFP. The objective of this tender is to implement the approved remediation plan to resolve recurring issues such as sewer overflow, reverse flow, waterlogging during heavy rainfall or peak load conditions or sewage related issues.

Evaluation of bids shall be carried out in a **two-stage process (Technical Qualification and Financial Bid)**. Only technically qualified bidders will have their financial bids opened. The contract shall be awarded to the **Lowest Financial Bidder (L1)** among the technically qualified bidders crossing the threshold score.

## **I. INTRODUCTION**

### **1. Preface:**

This Invitation for Bids has been published on India Mart on 02.03.2026 and in the Newspapers Amar Ujala (NCR editions) on 03.03.2026. The bid submission is due on 04.04.2026. This document has also been uploaded on the Society website <https://bit.ly/GW-SD-RFP> (Versions 2.3 onwards relate to execution).

### **2. About Society:**

Greenwoods Government Officers' Welfare Society, Greater Noida comprises retired and serving senior civil and military officers — including Secretaries to the Government of India, Chief Secretaries, Army Generals, Air Marshals, High Court Judges, Additional and Joint Secretaries to the Government of India (and their State-level counterparts), as well as distinguished technocrats and professionals. The Society has a total of 441 members, of whom 237 reside in Phase-1. As per para 1(h) the Lease Deed with the Greater Noida Industrial Development Authority (GNIDA) signed in the year 1999, the internal Sewerage & Drainage Network of the colony was developed by the Society itself. It gets connected to the GNIDA network towards the Yatharth-P3 Chowk Road.

### **3. Invitation for Bids:**

Greenwoods has been experiencing recurring issues related to sewerage conveyance, storm-water drainage, and overflow/backflow during peak load or rainfall events. Comprehensive technical assessment based on multiple

surveys has been undertaken, and preparation of remediation plan is already under way and likely to be completed by March 26, 2026. The present tender is for execution of the approved sewerage and drainage network remediation works based on finalized drawings, specifications, and Bill of Quantities (BOQ) from the aforesaid assessment. The contractor shall be responsible for executing the works in a time-bound manner with single-point responsibility for quality, workmanship, and performance of the system.

Sealed offers are hereby invited from reputed and experienced companies/firms in the field of sewerage and drainage works on behalf of the Resident Welfare Committee (hereinafter referred to as RWC), Greenwood Govt. Officers' Welfare Society Phase-1, Plot No. 10, Omega-1, Greater Noida, Gautam Budh Nagar, U.P.-201310, for broadly carrying out the aforesaid works which may include:

- Execution of sewerage and storm-water drainage works as per approved drawings and BOQ
- Supply, installation, testing, and commissioning of all required components
- Construction of pipelines, chambers, and associated infrastructure
- Installation of pumps, valves, and related systems (if applicable)
- Road cutting, restoration, and site reinstatement
- Testing and commissioning of the complete system

The work will be carried out in 2 phases, as described subsequently. Briefly, Phase I will include works primarily addressing reverse flow of the Hawalia Nala flows into the Campus.

The bids shall be submitted until 16.05.2026 by 11:30 hrs, and the same shall be opened on the same day at 12:30 hrs by the Bid Evaluation Committee at the RWC Office, Greenwood Phase-1, in the presence of bidders or their authorized representatives who may choose to attend.

Further amendments, if any, shall be hosted on the Society's website. The

RWC reserves the right to extend the bid submission deadline, if required, with prior notification.

#### 4. Relevant Timelines:

<b>S. No.</b>	<b>Event</b>	<b>Date</b>	<b>Time</b>	<b>Remarks</b>
1.	Publication of Tender Notice in the Newspapers and Website	07.03.2026		
2.	Publication of System Design, Specifications and BOQ	27.04.2026	17:30 hrs	
3.	Clarification, if any, by the Prospective Bidders after site visit, if any.	12.05.2026	17:00 hrs	<i>By email only to rwcgreenwoods1@gmail.com</i>
4.	Publication of Final Version of the RFP	13.05.2026		
5.	Receipt of Bids	16.05.2026	11:30 hrs	
6.	Opening of Eligibility & Technical Bids	16.05.2026	12:30 hrs	<i>Sealed Bids Only in manual form</i>
7.	Declaration of Eligible Bidders	16.05.2026	13:30 hrs	<i>Scrutiny in Open House in</i>
8.	Opening of Technical Bids	16.05.2026	14:30 hrs	

RFP FOR SEWERAGE DRAINAGE NETWORK EXECUTION PROJECT VERSION 2.7 GREENWOODS PH. 1

9.	Presentation by the Eligible Bidders and Evaluation of Technical bidders based on criteria as per Appendix-3	16.05.2026	15:00 hrs	<i>the presence of Bidders' Representatives who choose to attend.</i>
10.	Declaration of Scores in the Technical Bids	17.05.2026	11:30 hrs	
11.	Opening of Financial Bids of Technically Qualified Bidders	17.05.2026	11:45 hrs	
12.	Declaration of Gross Bid Values of Bidders	17.05.2026	13:00 hrs	
13.	Submission of Sealed Revised Offer Price Negotiation, if any, with the Lowest 2 Technically Qualified Bidders	17.05.2026	16:30 hrs	
14.	Issuance of LoI to Shortlisted Bidder	17.05.2026	17:30 hrs	
15.	Signing of Contract	19.05.2026	14:00 hrs	<i>To be conveyed in writing</i>
16.	Date of Completion of Phase-1 of the Work	07.07.2026		
17.	Date of Completion of the Entire Project	21.07.2026	Subject to further fine-tuning at the time of signing the Agreement and	

			weather conditions	
--	--	--	-----------------------	--

**Note:**

1. *The Estate Administrator and/or the Senior Manager (Operations), RWC shall be available in the office up to 15.05.2026 from 2 p.m. to 05:30 p.m. every day to show the site and discuss any details that the prospective bidders may be interested in. Any other time may be fixed in advance in consultation with either one of them.*
2. *The subsequent dates for interim milestones can undergo minor changes due to any administrative exigency after intimating all the bidders in advance.*
3. *Any document which has been inadvertently missed out can be supplied during the evaluation process if the same is available in public domain.*

The primary objective is to appoint a qualified Company/Firm/ Consortium to:

**Implement the Remediation Plan (including testing) within the given timeframe in two parts:**

- (i) **Part-1:** Prevention of Reverse Flow into the colony in case of increase in water level in the Main Trunk Drain due to floods / torrential rains. **Time Limit: 10.07.2026 (for all 4 quadrants/outflows). 22.06.2026 for the Outfall 1 including replacement of broken sewerage pipe near house number 135.**
- (ii) **Part-2:** Other parts of the Project to be undertaken in stages for different stages along with Phase-1 in such a way that minimum obstruction is caused to the residents and there is no obstruction in any drain in case of rains. **Time Limit: 31.07.2026 (our expectation is to complete this task also before onset of monsoons).**

## **II. SCOPE OF WORK FOR THE CONTRACTOR**

### **1. GENERAL:**

The Contractor shall execute the complete revamping of the existing sewerage and storm water drainage system as per the Approved Detailed

Design, Technical Specifications, Bill of Quantities (BOQ), and directions of the Engineer-in-Charge (EIC). The work shall include dismantling, replacement, augmentation, rehabilitation, testing, commissioning, restoration, and defect liability services.

## **2. PRE-EXECUTION ACTIVITIES**

The Contractor shall:

- 2.1. Conduct detailed site verification and joint measurement with the EIC.
- 2.2. Undertake alignment marking, wherever required.
- 2.3. Verify existing underground utilities (water lines, electrical cables, telecom lines, gas pipelines, etc.) as per the GPR Survey already carried out and after such physical corroboration as it may deem necessary.
- 2.4. Submit:
  - Detailed Work Programme (CPM/PERT chart)
  - Traffic Management Plan
  - Safety Management Plan
  - Shop drawings and construction drawings, if and as needed, over and above System Drawings already provided by the Technical Consultant

## **3. DISMANTLING AND REMOVAL WORKS**

- 3.1. Dismantling of existing damaged / undersized sewer and storm water pipelines.
- 3.2. Removal of choked / collapsed lines.
- 3.3. Demolition of old manholes, chambers, and damaged catch pits.
- 3.4. Safe disposal of debris at approved dumping sites.
- 3.5. Salvaging reusable materials as directed.

#### **4. EXCAVATION & EARTHWORK**

- 4.1. Excavation in all types of soil including hard strata, if encountered.
- 4.2. Shoring, strutting, dewatering, and trench protection.
- 4.3. Bedding preparation as per specifications.
- 4.4. Backfilling with approved material in layers with proper compaction.
- 4.5. Disposal of surplus excavated earth at approved sites.

#### **5. SEWERAGE SYSTEM WORKS**

- 5.1. Supply, laying, jointing, and testing of sewer pipelines (as specified).
- 5.2. Construction of new manholes or deepening of existing ones as needed at specified intervals and junctions.
- 5.3. Raising, lowering, or reconstruction of existing manholes where required.
- 5.4. Installation of inspection chambers, if suggested.
- 5.5. Hydraulic testing and leak testing of pipelines.

#### **6. STORM WATER DRAINAGE & PUMPING WORKS**

- 6.1. Construction of RCC storm water drains (open / covered).
- 6.2. Installation of precast drain sections (if specified).
- 6.3. Construction of catch pits, gully traps, and silt chambers.
- 6.4. Installation of gratings and covers (heavy-duty/medium duty as specified).
- 6.5. Provision of slope correction and proper outfall connection.
- 6.6. Desilting and cleaning of existing drains, proposed to be retained.
- 6.7. Integration with GNIDA Trunk Drains.
- 6.8. Construction of Sumps of prescribed dimensions
- 6.9. Setting up of requisite alarm systems to bring down Reverse Flow Preventers
- 6.10. Installation of pumping machinery
- 6.11. Connection of Sumps with GNIDA drain by Moling
- 6.12.

## **7. ROAD RESTORATION & SURFACE FINISHING**

- 7.1. Cutting of roads (bituminous / concrete / interlocking pavers).
- 7.2. Restoration of roads to original condition including:
- 7.3. Sub-base
- 7.4. Base course
- 7.5. Bituminous layers / PQC/pavers, as
- 7.6. Reinstatement of Speed Breakers

## **8. ANCILLARY & ALLIED WORKS**

- 8.1. Protection/relocation of existing utilities (if required).
- 8.2. Construction of thrust blocks where required.
- 8.3. Temporary pumping and bypass arrangements during execution.

## **9. QUALITY CONTROL & TESTING**

The Contractor shall:

- 9.1. Conduct pipe testing as directed
- 9.2. Conduct testing of pipelines.
- 9.3. Submit test reports for approval.

## **10. HEALTH, SAFETY & ENVIRONMENT (HSE)**

- 10.1. Provide barricading, caution boards, and night reflectors.
- 10.2. Ensure trench safety and worker PPE compliance.
- 10.3. Maintain dust suppression measures.
- 10.4. Comply with all statutory labour and safety regulations.

## **11. DOCUMENTATION & DELIVERABLES**

- 11.1. As-built drawings (hard & soft copy).
- 11.2. Completion report.
- 11.3. Hydraulic test certificates.
- 11.4. Material test certificates.
- 11.5. Warranty certificates.

11.6. Operation & Maintenance (O&M) manual (if applicable).

## **12. COMMISSIONING & HANDOVER**

- 12.1. Final inspection along with RWC Team.
- 12.2. Trial run of system during rainfall (if feasible).
- 12.3. Rectification of defects.
- 12.4. Formal handover after successful testing.
- 12.5. Defect Liability Period (DLP) obligations as per contract.

## **13. DEFECT LIABILITY & MAINTENANCE**

The Contractor shall:

- 13.1. Attend to any leakage, settlement, blockage, or structural defect during DLP.
- 13.2. Clear blockages within stipulated response time.
- 13.3. Repair settlement of roads/trenches.

## **III. NARRATION & SCHEMATIC DEPICTION OF PROJECT COMPONENTS**

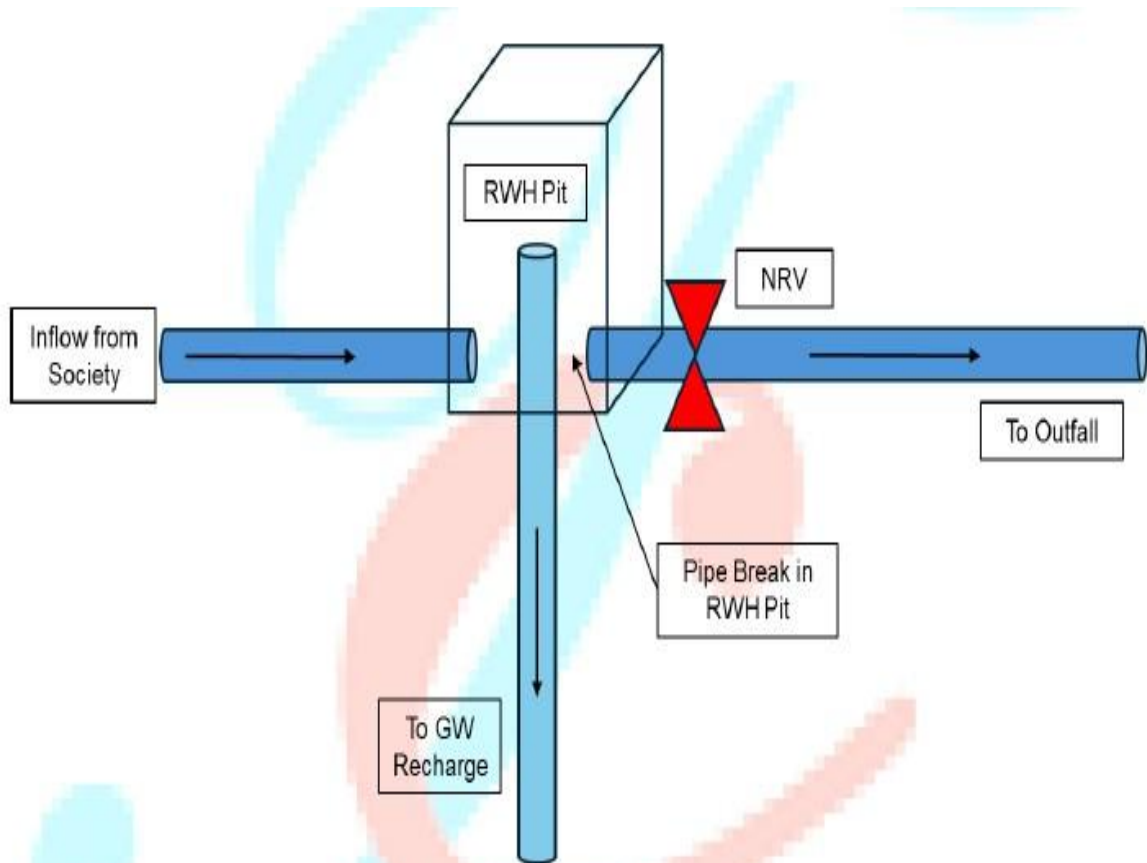
The Bill of Quantities has been annexed in **Appendix-5** of the RFP where items of work have been described as per Schedule of Rates. However, to give an overview of the Scope of Work, following descriptive write-up has been prepared. In case of a doubt, the intending bidders can visit the site or contact the RWC office.

### **1. PART-1: TIMELINE 22.06.2026 / 10.07.2026**

#### **• ACTIVITY I: ATTENUATION TANK & NRV INSTALLATION (A2 & A4)**

The first and most critical activity shall be the creation of attenuation/sump tank along with installation of Non-Return Valves (NRVs) (essentially flap gates as described in Appendix-5) at all outfall locations, i.e., O1 (Main Gate), O2, O3, and O4. At the main gate outfall (O1), a stormwater attenuation tank shall be constructed to temporarily store excess runoff during peak rainfall and adverse downstream conditions. This tank shall be integrated with a suitable

pumping arrangement to enable controlled discharge when gravity outfall is restricted due to high water levels in the external drain. At all four outfalls (O1, O2, O3, and O4), NRVs shall be installed to prevent reverse flow/backflow from the external drainage system into society's internal network. Proper selection, positioning, and installation of NRVs shall be ensured to maintain effective operation under high tailwater conditions. This work is of highest priority and shall be executed before other activities, as it directly addresses the major issue of backflow and flooding within society.



**Figure 4-3 Schematic Diagram of Proposed NRV at RWH Pit**

A pumping arrangement shall be provided at the attenuation tank, including suitable capacity pumps, sump arrangement, control panel, and associated piping system. The pumping system shall be designed to discharge stored stormwater into the external drain once

permissible levels are achieved, ensuring continuous dewatering and preventing internal flooding.

This work shall be executed priority before other activities, as it is critical for controlling backflow, managing peak runoff, and safeguarding the entire drainage system from flooding.

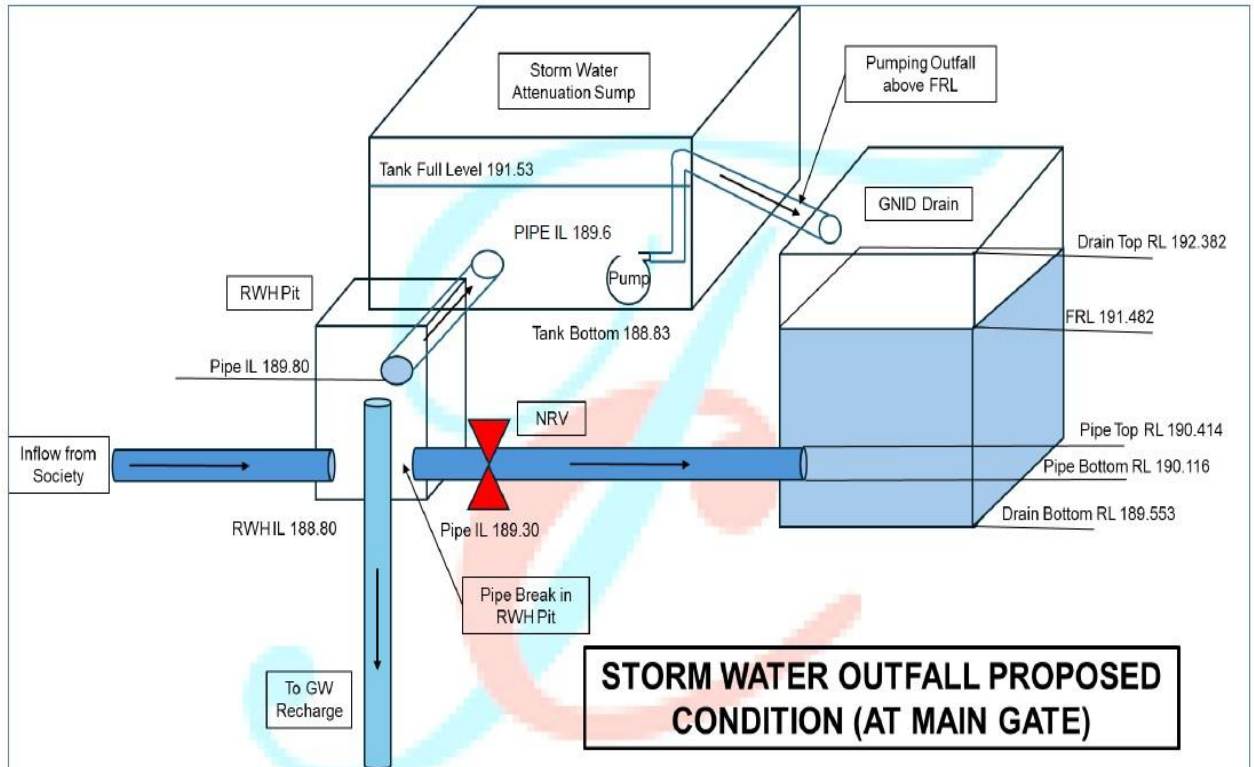


Figure 4-4 Stormwater Outfall Proposal with Attenuation Tank and Pumping

- **ACTIVITY 2: REPLACEMENT OF SEWERAGE PIPE**

Near House No. 135, where the sewer pipeline is crossing through a storm drain chamber and is found to be damaged/broken. This is leading to leakage and potential cross-contamination between sewer and storm water systems. The damaged sewer pipe at this location shall be replaced, ensuring proper alignment, structural safety, and complete separation from the storm drainage system.

## 2. PART 2: TIMELINE 31.07.2026

- **ACTIVITY 1: SILT TRAP CREATION [WORK 4(A)]**

Provision of silt trap arrangements shall be incorporated within the existing stormwater chamber network as part of the storm chamber modification works to control sediment entry and prevent downstream choking of pipes.

Every third chamber shall be converted into a silt trap chamber by deepening the chamber sump by approximately 300 mm below the pipe invert level, thereby creating a sediment collection pocket below the flow line where silt and grit can settle without obstructing flow. These chambers have been clearly marked in the working drawing.

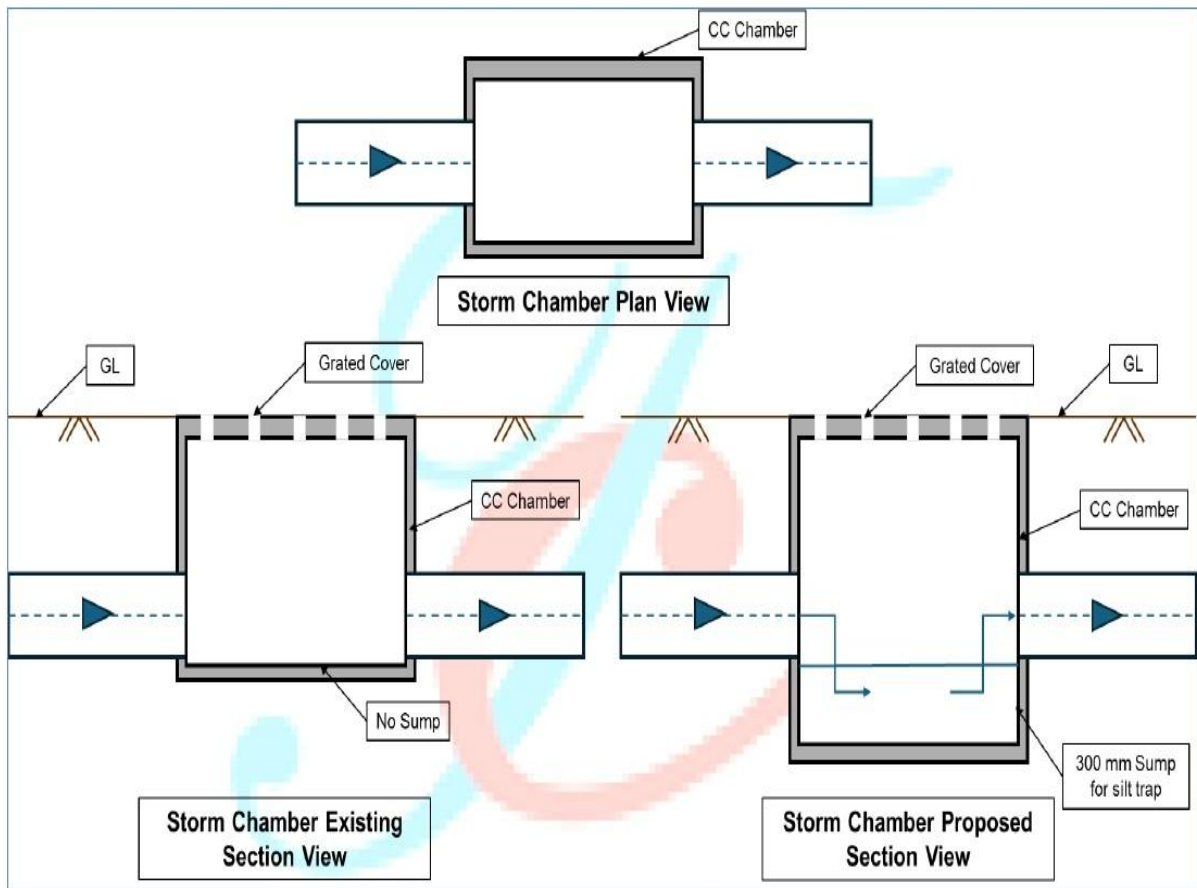


Figure 4-1 Existing and Proposed Schematic for Storm Chamber with Silt Trap

In the last lane of the network, there is a requirement for construction of approximately new drain chambers at suitable intervals and junction points where existing chambers are either missing or insufficient. These chambers shall be constructed as per standard specifications to ensure proper connectivity within the drainage system. Double Walled Corrugated Pipe shall be used to provide connectivity with the respective quadrants in the portion from house numbers 64 to 68 and 71 to 75.

- **Activity 3: Creation Of Depression In Storm Water Chamber Due To Crossing Sewer Line**

Crossing of sewer pipes within stormwater chambers has been observed in the network (mainly in the last two lanes), particularly where sewer lines are passing through storm chambers and obstructing the natural flow. The contractor shall verify all such locations on site and carry out necessary modifications. A depressed sump shall be provided below the level of the crossing sewer pipe in each affected chamber to ensure a clear hydraulic passage for stormwater.

Additionally, wherever the crossing sewer pipe is found to be damaged, leaking, or broken, the same shall be repaired, sealed, or structurally rehabilitated to prevent any sewage entry into the stormwater system.

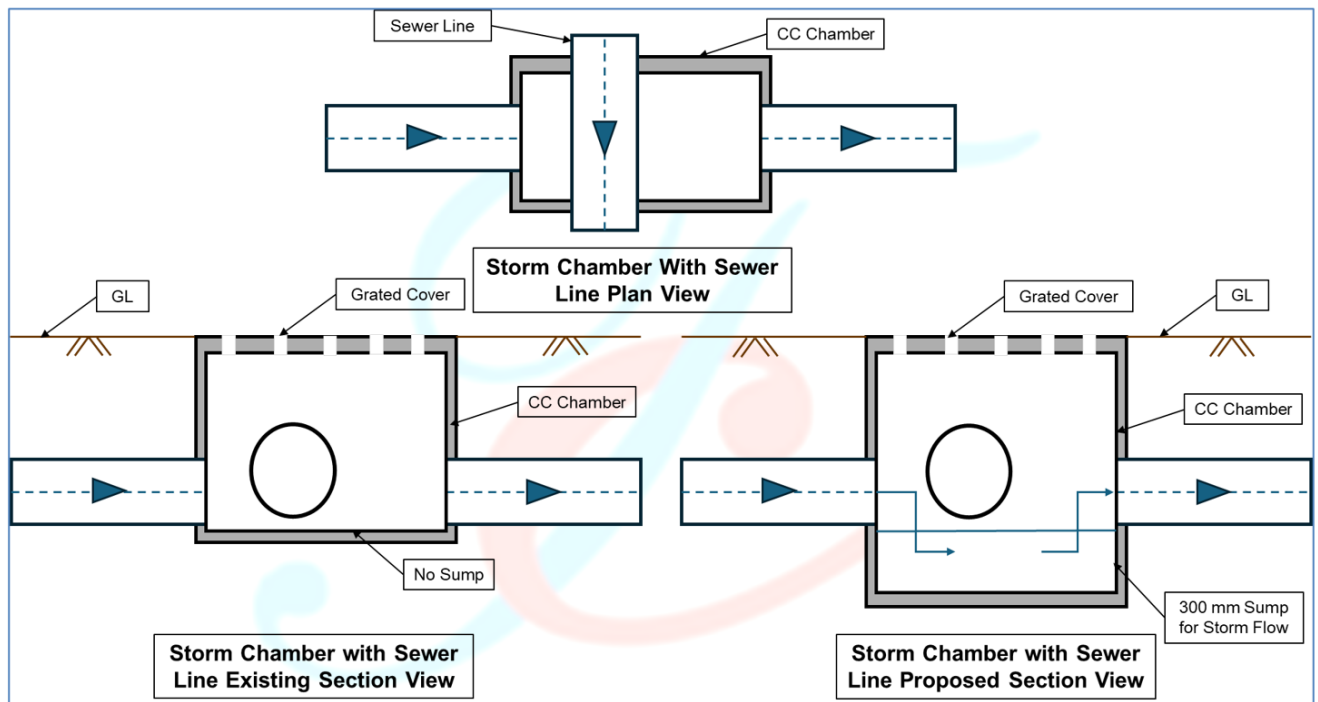


Figure 4-2 Existing and Proposed Schematic for Storm Chamber with Sewer Crossing

#### IV. AVAILABLE DATA SETS AND INFORMATION:

- (i) AutoCAD file & PDF print of the latest layout of the colony (**Annexure-I**)
- (ii) **Total Station Survey** of all 214 Manholes & Storm Water Chambers carried out last year with 3 / 4 levels each measured viz. Base Level, Invert Level, Top Level and Road Level for each of these locations. (**Annexure-II**). This is superimposed with DGPS data for more than 80 locations within the colony and about 12 locations outside it.
- (iii) Ground Penetrating Radar (GPR) and Electronic Pipe Locator (EPL) Survey for all underground utilities including sewerage, storm water drains and water supply). This will facilitate (**Annexure-III**)
- (iv) Based on the above-mentioned documents, detailed field study and analysis carried out by the Technical Consultant and other experts, System Design, Specifications and Bill of Quantity have been

finalized and the same are being provided for the sake of completion though the BOQ and Final Working Drawing in Annexure-IX as below should suffice.

***(v) Final Working Drawing in PDF and AutoCAD (Annexure-IV)***

***All the above-mentioned documents have also been provided as high resolution PDF along with this RFP.***

## **V. RWC'S RESPONSIBILITIES**

- (i) Help during site visit to prepare the bid for this RFP.
- (ii) Provision of all data, records & data and site access as listed
- (iii) Review and approval of deliverables.
- (iv) Assistance based on mutually felt needs by the office during execution.
- (v) Requisite electrical connections and power for project implementation.**
- (vi) On-site stay of essential workers during the project execution.**
- (vii) RWC reserves the right, at its discretion, to directly procure certain Key Electrical and Mechanical items (such as Pumps, Valves, Panels, etc.) of the approved specifications and makes, if the same can be arranged at a more competitive price. In such cases, the contractor shall be responsible for safe handling, installation, testing, and commissioning of such items, and shall quote separately for installation, erection, testing, commissioning, overheads, and profit components in the BOQ.
- (viii) The base procurement price of such items, where applicable, shall be clearly indicated in the financial bid to maintain transparency and facilitate comparison.
- (ix) The RWC shall facilitate easy ingress and egress of vehicles carrying construction materials and manpower.
- (x) Working hours from 7 a.m. to 7 p.m. will be ensured. However, in the interest of work and timelines, this duration can be increased.**

## **VI. EXPECTATIONS FROM THE CONTRACTOR**

- (i) Execute the work strictly as per the finalized System Design, Specifications, and BOQ provided by the Consultant and approved by RWC.
- (ii) Ensure high standards of workmanship, accuracy, and adherence to technical specifications without any deviation.
- (iii) Maintain all safety protocols, statutory requirements, and environmental standards during execution of the work.
- (iv) Ensure proper handling, storage, and installation of all materials and equipment to avoid damage or quality issues.
- (v) Maintain confidentiality of all project-related data, drawings, and documents shared by RWC.
- (vi) Complete the Project within the stipulated timelines, including Phase-1 and subsequent phases, without compromising on quality.
- (vii) Carry out testing, commissioning, and performance validation of the system to ensure desired outcomes, including prevention of backflow and flooding as envisaged.
- (viii) Provide access to the work sites, material, equipment at reasonable notice to the authorized representative of the RWC, including its technical consultants
- (ix) Replace, remove or rectify portions of work failing to meet requisite standards.

## **VII. SUBMISSION OF BIDS**

### **1. Three Bid System:**

- Every Bidder shall submit bid in 3 sealed envelopes as follows. Signatures shall be put across joints of each envelope and then a cello-tape shall be affixed on top of that.
- 3 Envelopes shall consist of documents as follows:

**(i) Envelope 1 (Eligibility Claim):**

- ✓ A Demand Draft in the favour of the RWC ("*Greenwoods Govt.Offi Wel Soci RWC PH-1*") or Electronic Payment confirmation of non-refundable Bid Processing Fees of ₹ 1000 by UPI (QR Code in **Annexure-IV**).
- ✓ Acceptance of terms & conditions in **Appendix-1**
- ✓ Bidder Organization's Basic Data in support of eligibility as required in this RFP as per **Appendix-2**
- ✓ Documents in support of Eligibility Claim.
- ✓ An affidavit to the following effect:
  - (a) *That the Bidder is not involved in criminal cases.*
  - (b) *That the bidding firm/company is not blacklisted in any Government Offices.*

**Note:** *Consortium of companies/firms can participate so long as there is a written Memorandum of Understanding (to be produced in the Eligibility Claim) with responsibilities being delineated clearly between the two partners. While both the consortium partners shall be jointly and severally responsible for the Project, **one of the partners will have to be declared as the Prime Bidder and will be responsible & accountable completely for adherence to terms of the bid process and agreement for project design & execution.***

**(ii) Envelope 2 (Technical Bid):**

- ✓ Earnest Money Deposit (EMD) of ₹50,000 by way of Demand Draft / Bank Transfer / UPI in favour of the RWC.
- ✓ Technical Bid (**Appendix-3**) shall contain the following documents:
  - Documents in support of organizational strength and experience in execution of similar

sewerage/drainage/infrastructure projects.

- CVs and details of the proposed Project Manager and Site Engineer to be deployed for execution of the work.
- Execution methodology and work plan, including phase-wise implementation strategy.
- Details of manpower, machinery, and equipment proposed to be deployed.
- Quality Assurance and Safety Plan for execution of the project.
- Any additional execution-related technical strength or advantage relevant to the Project.

The EMD of unsuccessful bidders shall be returned after award of work to the successful bidder. The EMD of the successful bidder shall be retained and adjusted towards the Performance Security, if so decided by the RWC. No interest shall be payable by the RWC on the EMD amount.

**(iii) Envelop-3 (Financial Bid):**

Financial Bid shall be submitted in keeping with the required System Design, Specifications and Bill of Quantity as given in **Appendix-5**.

**Note: Forfeiture of the EMD:**

The EMD can be forfeited if a Bidder:

- Withdraws its bid during the period of bid validity.
- During the bid process, if a Bidder indulges in any such deliberate act as would jeopardise or unnecessarily delay the process of bid evaluation

and finalisation. The decision of the client regarding forfeiture of the Bid Security shall be final & shall not be called upon question under any circumstances.

- Violates any of such important conditions of this RFP document or indulges in any such activity as would jeopardize the interest of the client. The decision of the client regarding forfeiture of the Bid Security shall be final & shall not be called upon question under any circumstances.
- Does not accept the correction of arithmetical errors as laid down in this RFP.
- In case of the successful Bidder, if the Bidder fails to sign the Contract or to furnish Performance Guarantee.

**Note:**

1. Overall BOQ quantities may vary up to  $\pm 15\%$  during execution, for technically justified reasons, at the same quoted rates, subject to approval of the RWC.
  2. GST shall be indicated separately in the Financial Bid but gross price including GST will also be quoted.
- Interested firms/entities must submit bids on their official letterhead by affixing signatures of authorized representative of the firm along with seal & sign on each page of various Bids giving relevant information as required therein.
  - Bidding against this RFP does not automatically make an entity eligible for this tender. It is the responsibility of the contractor to prove his eligibility by submitting required documents along with the tender. Bids from ineligible bidders will be rejected outright without necessarily assigning any reasons.

- The RWC reserves the right to accept a bid either in part or full or to reject any tender either in part or full without assigning any reasons thereto. Tenders, in which any of the prescribed conditions are not fulfilled, shall be summarily rejected.
- The Bidders may visit the campus of the colony to access the extent of work required. Any clarification regarding the scope of work or otherwise must be sought in writing to avoid any ambiguity in oral communication.
- During the bid evaluation process, clarifications can be sought and additional documents as available in public domain can be obtained.

## 2. Validity of Bids:

The bids shall remain valid for a period of **3 months** from the last date for bid submission unless the same is extended further with mutual consent. Relevant parts of the bid will also be incorporated in the Agreement.

## 3. Sequence:

Envelope 1 (Eligibility & Technical Bid) shall be opened first. Based on evaluation of eligibility criteria and technical submission, bidders meeting the prescribed requirements shall be declared technically qualified.

Thereafter, Envelope 2 (Financial Bid) of only the technically qualified bidders shall be opened on the notified date in the presence of bidders or their authorized representatives who choose to attend.

The work shall be awarded to the bidder quoting the lowest evaluated price (L1) for execution of the finalized BOQ, subject to fulfilment of all RFP conditions and approval of the RWC.

## VIII. ELIGIBILITY CLAIM

Besides submission of requisite data regarding the Bidder's Organization as per Appendix-2, the Bidder must establish the following eligibility requirements:

S. No.	Parameter	Threshold	Supporting Document
1.	Execution Team Leader (Project Manager) and Site Engineer	Minimum 5 years' experience (Project Manager) and 3 years' experience (Site Engineer) in execution of similar sewerage/drainage/infrastructure works	CVs, Appointment Letters, Experience Certificates, Undertaking confirming deployment for this Project
2.	Average Turnover during last 3 years from execution of similar projects	₹ 200 lakh	Annual Balance Sheet and/or Auditor's Certified Statement
3.	Technical Manpower in the company or in the Consortium	Minimum 15 technical personnel (permanent or contractual)	Self-certified declaration with employee details
4.	Experience in Execution of Similar Projects	Five similar projects <ul style="list-style-type: none"> <li>○ One similar work of 100% or more of the estimated cost; OR</li> <li>○ Two similar works of 80% of</li> </ul>	Work Orders and Completion Certificates clearly indicating value and scope

		<p>the estimated cost; OR</p> <ul style="list-style-type: none"> <li>○ Three similar works of 70% of the estimated cost; OR</li> <li>○ Four similar works of 60% of the estimated cost; OR</li> <li>○ Five similar works of 50% of the estimated cost.</li> </ul>	
--	--	---	--

Note:

1. Since the **System Design, Drawings, and BOQ are being finalised by the appointed Consultant**, standalone design/consultancy firms are not eligible to participate under this RFP.
2. Similar work shall mean execution of sewerage networks, storm-water drainage systems, pumping stations, backflow prevention systems, or comparable underground infrastructure works.
3. The Bid Evaluation Committee reserves the right to verify authenticity of submitted documents.

## **IX. QUALIFYING MARKS & EVALUATION OF TECHNICAL BIDS**

- ✓ Once the Eligible Bidders are identified based on Envelope 1 (Eligibility & Technical Bid) and submission of valid EMD, their Technical Bids shall be taken up for evaluation.
- ✓ Technical Bids (as per Appendix-III) shall be evaluated by the Bid Evaluation Committee in the presence of those bidders who choose to be present.
- ✓ Marks shall be assigned based on parameters such as:
  - Relevant experience in execution of similar works
  - Financial strength
  - Technical manpower and deployment plan
  - Work methodology and execution approach

- ✓ Wherever applicable, marks for parameters having minimum thresholds shall be assigned on a proportionate basis for values exceeding the minimum criteria. For qualitative parameters, relative assessment shall be carried out.
- ✓ The Bid Evaluation Committee may, if required, conduct site visits of ongoing or completed projects of the bidder to assess quality of execution, workmanship, and resource deployment before finalizing technical scores.
- ✓ **Bidders securing 65 marks or more (out of total technical marks) shall be considered Technically Qualified and shall be eligible for opening of their Financial Bids.**

## **X. OPENING OF FINANCIAL BIDS, RANKING & AWARD**

### **1. Evaluation of Financial Bids**

- ✓ Financial Bids shall be submitted in the prescribed format (Annexure-V) based on the finalized BOQ provided by the Consultant.
- ✓ The Total Bid Value shall be computed based on item-wise rates quoted by the bidder for execution of the BOQ.
- ✓ The quoted rates shall be inclusive of all costs, including but not limited to:
  - Material, labour, tools & plants
  - Transportation, loading/unloading, and handling
  - Installation, testing, and commissioning
  - Disposal of debris, construction waste, excess earth, muck, scrap etc.
  - All taxes, duties, and incidentals (excluding GST, which shall be indicated separately)
- ✓ No separate payment shall be made for any item not included in the BOQ.
- ✓ The contract shall be awarded to the bidder quoting the Lowest Evaluated Price (L1) among the technically qualified bidders, subject to acceptance by the RWC.

### **2. Rectification of Arithmetical Errors:**

Arithmetical errors, if any, in the Financial Bid will be rectified on the following basis.

- If there is a discrepancy between the unit price and the total price that is obtained by multiplying the unit price and quantity, the unit price shall prevail and the total price shall be corrected.
- If there is a discrepancy between words and figures, the amount in words shall prevail.
- If the bidder does not accept the correction of errors, its bid will be rejected and its bid security may be forfeited.

### 3. Negotiations:

After identification of the **Lowest Bidder (L1)**, the reasonableness of the quoted rates shall be assessed by the RWC with reference to:

- Prevailing market rates
- Similar works executed in the recent past
- Internal estimates / benchmarked costs

If the rates quoted by the L1 bidder are found to be reasonable, the work shall be awarded without further negotiations.) However, if the quoted rates are found to be on the higher side, the RWC reserves the right to **negotiate with the L1 bidder** to arrive at a reasonable and acceptable price.) In exceptional circumstances, if:

- The L1 bidder fails to justify the quoted rates, or
- The L1 bidder refuses to participate in negotiations or accept reasonable rates,

then the RWC may, for reasons to be recorded in writing, initiate negotiations with the **next lowest bidder (L2) also**. Revised offers will be taken in sealed envelopes only. The final decision regarding negotiations and award of work shall rest with the RWC and shall be **final and binding**.

#### 4. Project Monitoring and Reporting

- ✓ Weekly progress reports to be submitted to the RWC.
- ✓ Milestone inspections by RWC representatives.
- ✓ Adherence to agreed timeline and budget to avoid penalties.

#### 5. Award of Contract:

- ✓ After identification of the Lowest Evaluated Bidder (L1) and completion of negotiations, if any, the Letter of Intent (LoI) shall be issued by the RWC.
- ✓ **The successful bidder shall submit a Performance Security equal to 10% of the Contract Value** in the form of an Unconditional Bank Guarantee, in the format prescribed in **Appendix-4** within the stipulated time mentioned in the LoI.
- ✓ Upon submission of the Performance Security and signing of the Agreement, the Contract shall come into force.
- ✓ The Contract shall remain valid for a period of two (2) years, including execution period and Defect Liability obligations, unless terminated earlier as per contract provisions.
- ✓ In case of persistent unsatisfactory performance, failure to adhere to timelines (including Phase-1 deadline), or wilful negligence of contractual obligations, the RWC reserves the right to terminate the contract after giving due notice. In such a case, the balance work shall be executed at the risk and cost of the Contractor, without prejudice to other legal remedies available to the RWC.
- ✓ All materials, equipment, and assets installed and paid for under the contract shall become the property of the RWC upon payment as per agreed terms.
- ✓ The RWC reserves the right to accept or reject any bid, including the lowest bid, and may annul the bidding process at any time without assigning any reason and without incurring any liability

to the bidders.

## 6. Payment Terms:

- ✓ 30% of the Contract Value shall be released as advance against delivery of materials at site, subject to certification by the RWC/Engineer-in-Charge. The total advance released shall not exceed 75% of the value of materials actually delivered.
- ✓ 25% of the Contract Value shall be released upon completing Phase-1 of the project, duly verified and certified by the RWC/Engineer-in-Charge.
- ✓ 15% of the Contract Value on submission of the next Running Bill
- ✓ 20% of the Contract Value shall be released upon successful completion of the entire project, testing, and approval by the RWC.
- ✓ The balance 10% of the Contract Value shall be released after completion of the Defect Liability Period (DLP) or against submission of an equivalent Performance Bank Guarantee valid for the DLP period.

### **Important Notes:**

- (a) All payments shall be made subject to submission of relevant invoices and certification by the RWC.
- (b) Statutory deductions, including applicable taxes, shall be made as per prevailing rules.
- (c) No interest shall be payable on any delayed payments, if any.
- (d) The contractor shall ensure that the work progresses in accordance with the approved timeline to qualify for stage-wise payments.

## 7. Additional Conditions:

Additional conditions may include Liquidated Damages at the rate of 0.5% per week of delay (only on account of delay attributable to the Contractor subject further to *Force Majeure* conditions), applicable to the delayed phase of work.

The most critical component of the Project - prevention of reverse flow – shall constitute one phase, with the remaining scope divided into suitable phases. In case of exigencies, the timeline for execution of the Agreement may be extended.

A Contract shall be signed between the RWC and the shortlisted Bidder after **Performance Security @ 10% of the Contract Value** is submitted by way of Unconditional Bank Guarantee in the format given in **Appendix-4**. The shortlisted bidder also has the option of letting 10% payment to be retained. After one year of Defect Liability Period, the RWC can permit the Contractor to take back half the Performance Guarantee. So, Performance Security may be given in two parts, if the Contractor so desires.

The security deposit corresponding to all work can be released in phase manners described below: -

- (a) 50% after expiry of twelve months from the actual date of completion in full if no defects come to notice in the work during defect liability period of twelve months.
- (b) Balance 50% after twenty-four months from the actual date of completion in full only if no defects come to notice in the work during defect liability period of twenty-four months.

- ✓ **Defect Liability Period** shall be of 2 years (including maintenance, as needed) with a clear stipulation that in case of unsatisfactory performance persistently or willful dereliction in duties cast upon the Contractor, the Contract can be terminated any time after giving requisite notice and the remaining work shall be got done at the risk & cost of the Contractor.
- ✓ The Agreement will broadly include the above-mentioned terms & conditions, and such other stipulations (some mentioned below) as may be evolved during negotiations without changing the substance of this Bid.
- ✓ TDS will be deducted as applicable.
- ✓ All liabilities arising out of accident or death of worker while on

duty shall be borne by the contractor.

## **II. DISPUTE RESOLUTION**

### **1. Conciliation and Arbitration:**

- (a) Any dispute and or difference arising out of or relating to this contract will be resolved through joint discussion of the authorized representatives of both the parties. However, if the disputes are not resolved by joint discussions, then the matter will be referred for adjudication to a sole Arbitrator appointed by the RWC.
- (b) The award of the sole Arbitrator shall be final and binding on all the parties. The arbitration proceedings shall be governed by Indian Arbitration and Conciliation Act 1996 as amended from time to time.
- (c) The cost of Arbitration shall be borne by the respective parties in equal proportions. During the pendency of the arbitration proceedings and currency of contract, the Contractor shall not be entitled to suspend the work/service to which the dispute relates on account of the arbitration and payment to the contractor shall continue to be made in terms of the contract. Arbitration proceedings will be held at Gautam Budh Nagar (UP) only.

### **2. Jurisdiction of the Court:**

The courts at Gautam Budh Nagar (UP) shall have the exclusive jurisdiction to try all disputes, if any, arising out of this agreement between the parties.

## **XI. GENERAL TERMS & CONDITIONS**

1. In case of manufactured components, the Contractor shall provide Manufacturers' Testing Certificate (MTC) for the same lot.
2. In the case of other materials where such MTC doesn't exist or where there is

doubt about the quality of material, the same can be got tested by the RWC. If the material fails in the test, the cost of such testing shall be recovered from the Contractor and the substandard material shall be replaced by the Contractor.

3. For the purpose of point no. 2 above and warranty, the contractor shall produce GST paid bill to the RWC of all purchases of items required for construction.
4. Cement, steel and other items to be used for work must be ISI marked and shall be arranged by the contractor from the approved manufacture who holds ISI license or according to entire satisfaction of the RWC.
5. The stone ballast & grit will be blue textured and free of soft pieces the gauge of the ballast shall be as per detailed latest specifications of PWD-SOR/MORTH.
6. The cement at site shall be stored properly so as to save from any weather effect and it will be borne by the contractor.
7. The Contractor shall provide at his own cost proper storage facility for the materials brought by him to prevent any loss, damage or deterioration of the same. The Contractor shall make arrangement for watch and ward of the material at his own cost.
8. The Contractor will have to follow all existing rules and regulations of the Govt. and labour department regarding the labour employed by him without entitling him for any extra claim on this account.
9. The Contractor shall be responsible for the damage(s) done to any property or injury to any person whatsoever caused by him or anybody in his employment or caused in consequence of his work. He will indemnify and keep the RWC indemnified against claims demands proceedings charges, cost charges and expenses whatsoever in respect of or in relation to any such injuries or damages. The Contractor shall take a necessary precaution for the safety of his employees on the work and shall comply with all applicable provision of safety laws and building codes to prevent accident or injuries to persons on the work.
10. The Contractor shall be wholly responsible for setting out the works and for the corrections of the positions levels dimensions & alignment according to the plan/drawing including all necessary instruments pegs poles, pillars etc. and

- other material required for the purpose to the satisfaction of RWC.
11. The work shall be executed as per program drawn by contractor and approved by the RWC. If part of the site is not available due to any reason the program of the Contractor shall be modified to suit the available site and the Contractor shall have no claim for any extra compensation on this account. If the contractor does not give the programme for execution of work at the time of signing of agreement, the RWC will give his own programme, and PERT CHART which will be binding on contractor and shall become part of the agreement. If the RWC finds that the work progress is slow, and feels that the work will not be completed in the time specified, then the RWC shall order the Contractor to work day and night, and/or on holidays and the Contractor shall obey these orders without objection or request for compensation. No compensation whatsoever shall be paid on this account.
  12. In the event of working at night, the Contractor shall provide sufficient lighting, safety arrangements for working staff to the satisfaction of the RWC. Any order or approval issued under this Clause by the RWC shall not relieve the Contractor from or diminish his obligations under the contract.
  13. The Contractor shall provide one Graduate engineer (for periodic checking) and one Diploma engineer for regular supervision of work.
  14. A Site Order Book shall be maintained in which instructions shall be given to the Contractor as and when necessary. The instructions can also be given by email or WhatsApp. These orders shall have to be signed and compiled with by the Contractor or in his absence by his authorized representative or agent & in such case it will be presumed the same have been conveyed to him in time.
  15. Tendered rates shall be inclusive of all taxes and levies are payable and no escalation on any account shall be paid.
  16. The Contractor shall treat all materials obtained during dismantling of a structure, excavation of the site for a work etc. as RWC's property and such materials shall be disposed of to the best advantage of RWC according to the instructions in writing issued by the RWC.
  17. In case of any dispute the decision of RWC shall be final & binding on the Contractor.

## **XII. DISPUTE RESOLUTION**

### **1. Conciliation and Arbitration:**

- (d) Any dispute and or difference arising out of or relating to this contract will be resolved through joint discussion of the authorized representatives of both the parties. However, if the disputes are not resolved by joint discussions, then the matter will be referred to a sole Arbitrator appointed by the RWC in accordance with law.
- (e) The award of the sole Arbitrator shall be final and binding on all the parties. The arbitration proceedings shall be governed by Indian Arbitration and Conciliation Act 1996 as amended from time to time.
- (f) The cost of Arbitration shall be borne by the respective parties in equal proportions. During the pendency of the arbitration proceedings and currency of contract, the Contractor shall not be entitled to suspend the work/service to which the dispute relates on account of the arbitration and payment to the contractor shall continue to be made in terms of the contract. Arbitration proceedings will be held at Gautam Budh Nagar (UP) only.

### **2. Jurisdiction of the Court:**

The courts at Gautam Budh Nagar (UP) shall have the exclusive jurisdiction to try all disputes, if any, arising out of this agreement between the parties.

GREENWOODS PPHASE-1 LAYOUT



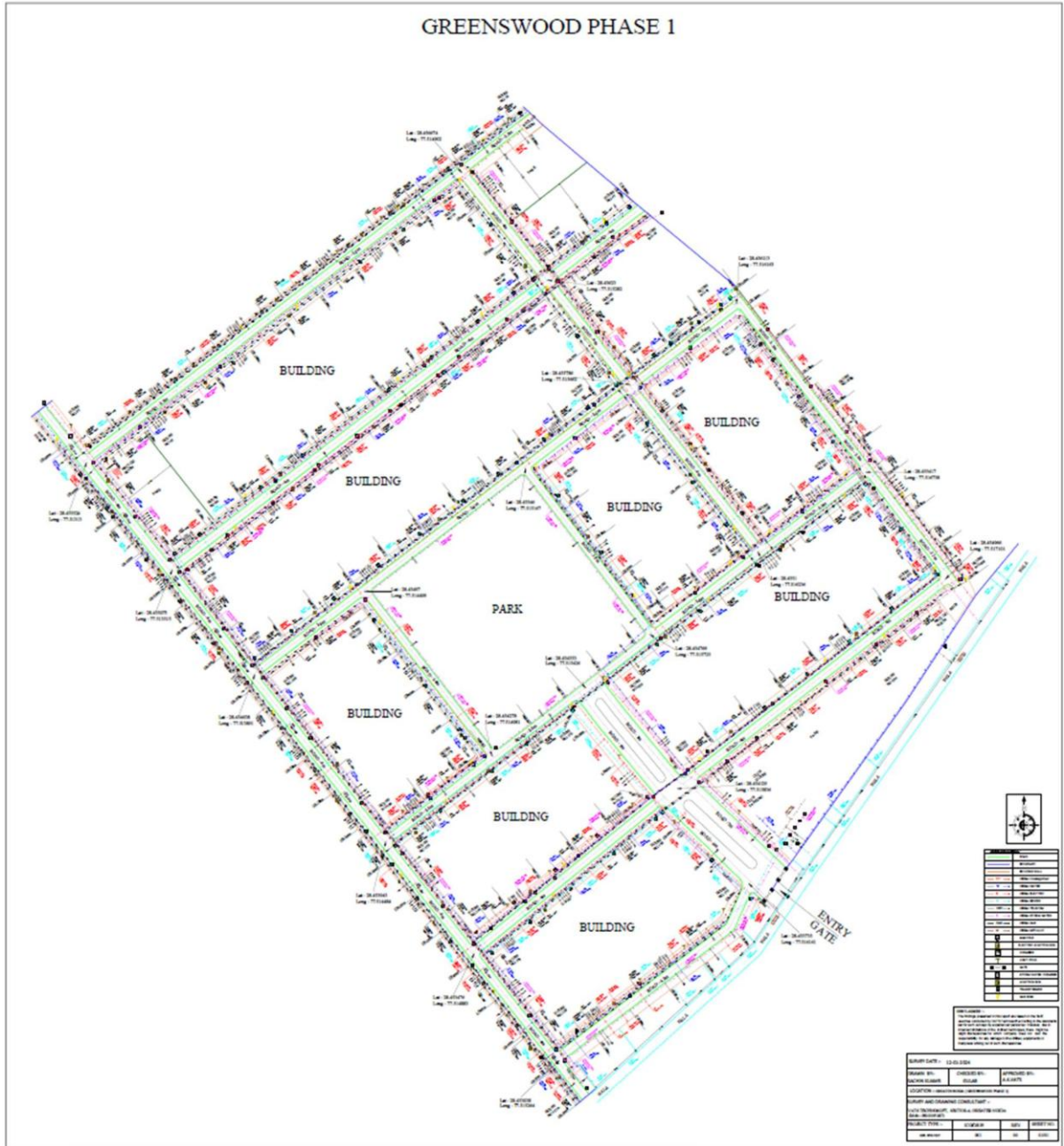
GREENWOODS PHASE-1

TOTAL STATION AND DGPS SURVEY MAP

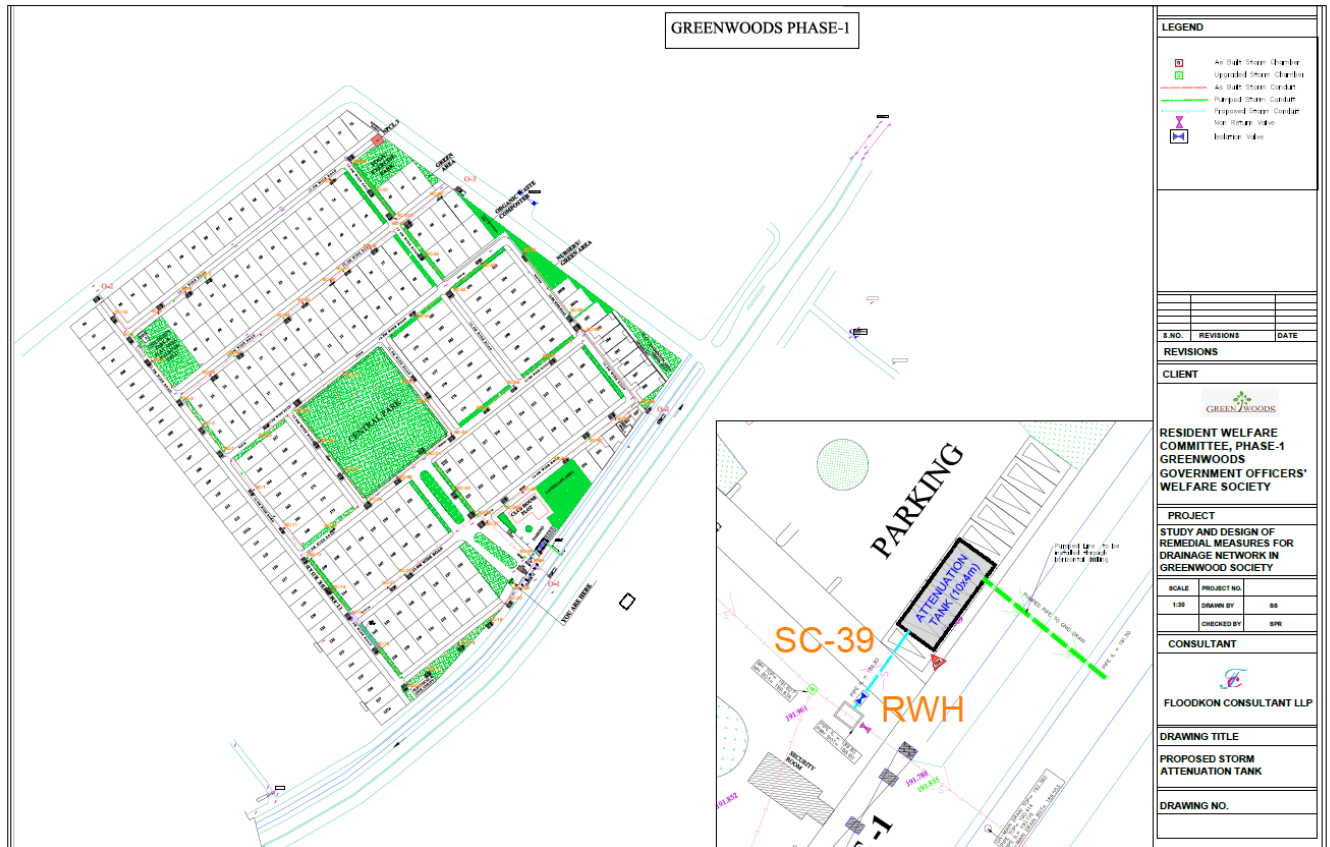
GREENWOODS PHASE-I



GROUND PENETRATING RADAR AND ELETRONIC PIPE LOCATOR SURVEY



**WORKING DRAWING FOR EXECUTION OF SEWERAGE AND DRAINAGE PROJECT IN GREENWOODS**



**NOTE: AutoCAD and High-Resolution PDF of all the above files will be provided along with System Design of the Attenuation Tank and other relevant components will be supplied along with the next version of the RFP.**



**QR CODE OF THE RWC**



**Merchant Name : GREENWOODS GOVT OFFICERS**

**UPI ID : greenwoods@sbi**



**Appendix-1**

**DECLARATION REGARDING ACCEPTANCE OF TERMS & CONDITIONS CONTAINED IN THE RFP DOCUMENT**

**To:  
The Secretary RWC, Phase-1  
Greenwoods Government Officers' Welfare Society  
Sector Omega 1, Greater Noida=201310**

Dear Sir,

I have carefully read and understood the Terms & Conditions contained in the RFP Document No. GWS/RWC1/Sewerage/2025 pertaining to the selection of a Contractor for execution of remediation works in the sewerage and drainage network at Greenwoods Government Officers' Welfare Society, Phase-1, Greater Noida.

I declare that all the provisions of this RFP Document are acceptable to my Company. I further certify that I am an authorized signatory of my company/firm and am, therefore, competent to make this declaration.

Yours very truly,

**Name:** \_\_\_\_\_

**Designation:** \_\_\_\_\_

**Company/Firm:** \_\_\_\_\_

**Address:** \_\_\_\_\_

**Date:** \_\_\_\_\_

**Note:** Copy of authorisation by the competent authority in the Bidder's company pertaining to not only this form but entire bid should be enclosed.

## Appendix-2

**BASIC DATA SHEET BY THE BIDDER**

S. No.	ITEM	RESPONSE
1.	Name of the Firm/Company/Consortium	
2.	Address of the Registered Office	
3.	Address of the Headquarters	
4.	Address of the Office/Support Location in Uttar Pradesh or anywhere in the NCR	
5.	Contact Numbers of the person Approving Bid Document in the Company Headquarters	
6.	Name, Designation, Address and telephone number of the person authorised to prepare, submit and finalise this Bid	
7.	Nature of the Company: Sole Proprietor/ Partnership Firm/Private or Limited Company.	
8.	Name and Telephone No. of Directors/Partners	
9.	GST No.	
10.	PAN/TAN and copies of previous three years Financial Years' Income Tax Return.	
11.	Agency's Brief Profile with brief description of similar projects	
12.	Registration with any Government Department / Organisation for similar work	

**Note:** Please attach supporting documents in support of various entries above.

## Criteria for Comparison &amp; Evaluation of Technical Bids

ATTRIBUTE	POINTS	CRITERIA	MA RKS	SUPPORTING DOCUMENT
<b>A. ORGANISATIONAL CAPABILITY</b>	<b>55</b>			
1. Experience in Execution of Similar Works	15	>15 Years 12-15 Years 10-12 years 9-10 years 8-9 years 5-8 Years	15 12 10 9 8 6	Work Orders & Completion Certificates. In case of borderline values, the start range shall mean >. So somebody having exactly 10 crore as turnover (very unlikely to have such exact figures) will get 9 marks
2. Turnover from Similar Works (Last 3 Years)	15	> 10 crore 8-10 crore 6-8 crore 4-6 crore 3 – 4 crore 2 – 3 crore	15 14 13 12 11 10	Audited Balance Sheet / CA Certificate
3. Completed Similar Projects (Value-Based)	7	Based on number & size of completed works 12 and above 10-12 9-10 7 – 9 5 – 7	7 6 5 4 3	Work Orders & Completion Certificates
4. Key Technical Manager	4	Based on number & qualification of engineers		Employee Details / Declaration
5. Experience in Government or semi-government contracts	2			
6. Client Credentials	5	Based on reputed clients & feedback		Client List / Certificates
7. Commendation Certificates	3	Subjective assessment		Documentary evidence
8. Quality Certifications on process, safety, environment etc.	4			
<b>B. PROJECT EXECUTION CAPABILITY</b>	<b>45</b>			
1. Execution Methodology & Work Plan and other advantages (Presentation based)	15	Understanding of execution challenges, phasing, and timelines		Method Statement

**RFP FOR SEWERAGE DRAINAGE NETWORK EXECUTION PROJECT VERSION 2.7 GREENWOODS PH. 1**

<i>2. Quality of manpower for this project</i>	<i>10</i>			<i>Profile of the staff to be deployed</i>
<i>3. Machinery and equipment owned by the bidder or on long term lease</i>	<i>10</i>	<i>Relevance to project type</i>		<i>Work Documents</i>
<i>4. Quality Assurance &amp; Safety Systems</i>	<i>5</i>			<i>QA Plan / Safety Policy</i>
<i>5. Past Performance &amp; Timely Completion</i>	<i>5</i>	<i>Based on track record</i>		<i>Completion Certificates</i>

**PERFORMANCE GUARANTEE FORMAT**

To

1. Whereas M/s. \_\_\_\_\_ (hereinafter called “Contractor for Sewerage & Drainage Network”) has agreed to execute the revamp of the Sewerage & Drainage Network to the Greenwoods Government Officers’ Welfare Society, Phase 1 (hereinafter called the ‘Client’) as per the Contract No. \_\_\_\_\_ Dated \_\_\_\_\_ M/s. \_\_\_\_\_ is supposed to furnish Performance Guarantee for satisfactorily fulfilling its obligations.

2. Now therefore know all men by these presents that we, \_\_\_\_\_ (Bank Name), having its Head Office at \_\_\_\_\_ (hereinafter called “the Bank”) are bound unto the Client in the sum of Rs. \_\_\_\_\_/- (Rupees \_\_\_\_\_ only), for which payment will and truly be made to the said Client. The Bank binds itself, its successors and assignees by these presents.

3. The Bank further undertakes to pay to the purchaser upto the above amount on receipt of its first written demand, without the Client having to substantiate its demand. The Client’s decision in this regard shall be final and shall not be called upon to Question under any circumstances. The Bank Guarantee will remain in force up to \_\_\_\_\_. However, its validity can be got extended before \_\_\_\_\_ solely at the instance of the Client. This clause shall remain valid notwithstanding anything else contained to the contrary in this document or the Contract.

Our liability under this guarantee is restricted to Rs. \_\_\_\_\_/- (Rupees \_\_\_\_\_) only and it will remain enforce upto \_\_\_\_\_ unless a demand in writing is received by the bank on or before \_\_\_\_\_, all your rights under the said Guarantee shall be forfeited and we shall be released and discharged from all the liabilities thereunder.

4. Sealed with the Common Seal of the said Bank this \_\_\_ day of \_\_\_, 2026.

In witness whereof the Bank, through its authorized officer, has set its hand and stamp on this \_\_\_ day of \_\_\_, 2026

for Bank \_\_\_\_\_ Witness Signature  
Name M/s. \_\_\_\_\_ (complete address)

## BOQ for the Improvement of Drainage and Sewerage works at Greenwood's Phase 1

### A1-Storm Chamber Modification

Item no.	Description of item	Unit	NOS	Quantity
1	Demolishing cement concrete manually/ by mechanical means including disposal of material within 50 metres lead as per direction of Engineer - in – charge Nominal concrete 1:3:6 or richer mix (including equivalent design mix)	cum	37	8.14
2	Earth work in excavation by mechanical means (Hydraulic excavator) /manual means in foundation trenches or drains (not exceeding 1.5 m in width or 10 sqm on plan), including dressing of sides and ramming of bottoms, lift upto 1.5 m, including getting out the excavated soil and disposal of surplus excavated soil as directed, within a lead of 50 m. All kinds of soil	cum	37	26.46
3	Supplying and filling in plinth with sand under floors, including watering, ramming, consolidating and dressing complete.	cum	37	4.07
4	Providing and laying in position cement concrete of specified grade excluding the cost of centering and shuttering - All work up to plinth level :			
4.1	1:3:6 (1 Cement : 3 coarse sand (zone-III) derived from natural sources : 6 graded stone aggregate 20 mm nominal size derived from natural sources)	cum	37	3.7
4.2	1:1½:3 (1 Cement: 1½ coarse sand (zone-III) derived from natural sources : 3 graded stone aggregate 20 mm nominal size derived from natural sources)	cum	37	7.70
5	Centering and shuttering including strutting, propping etc. and removal of form work for :			
5.1	Foundations, footings, bases for columns	Sqm	37	2.00

<b>BOQ for the Improvement of Drainage and Sewerage works at Greenwood Phase1</b>			
<b>A2-Upgradation of Pipe and Installation of NRV</b>			
<b>Item no.</b>	<b>Description of item</b>	<b>Unit</b>	<b>Quantity</b>
<b>Civil Work</b>			
1	Demolishing cement concrete manually/ by mechanical means including disposal of material within 50 metres lead as per direction of Engineer - in - charge. Nominal concrete 1:3:6 or richer mix (including equivalent design mix)	cum	13.2
2	Excavating trenches of required width for pipes, cables, etc including excavation for sockets, and dressing of sides, ramming of bottoms, depth upto 1.5 m, including getting out the excavated soil, and then returning the soil as required, in layers not exceeding 20 cm in depth, including consolidating each deposited layer by ramming, watering, etc. and disposing of surplus excavated soil as directed, within a lead of 50 m:All kinds of soil Pipes, cables etc. exceeding 300 mm dia but not exceeding 600 mm	cum	198
3	Providing, Laying & Jointing of DWC (double wall corrugated) PE Pipes of renowned duly tested inclusive of all cost of inspection charges, transportation charges, transit insurance, loading/ unloading and stacking at site/ store etc, complete.		
3.1	300 mm diameter	m	60
3.2	200 mm diameter	m	90
4	Providing and laying S&S centrifugally cast (Spun)/ Ductile iron pipes conforming to IS 8329		
4.1	200 mm ductile iron class K9 pipe	m	30
5	Trenchless Pipe pushing method of suitable dia. hole below natural ground level and pushing MS casing pipe and insertion of carrier pipe and anti corrosive treatment, epoxy painting, PU coating and insulation sheet / spacer including excavation, shoring/ strutting, preparation and maintaining the entry and exit pit, excluding cost of Supply, laying and jointing of MS casing Pipe and carrier Pipe (For Railway and Highway crossings, Nallah crossings)		
5.1	300 to 600 mm	m	10
6	Providing and laying in position ready mixed or site batched design mix cement concrete for reinforced cement concrete work; using coarse aggregate and fine aggregate derived from natural sources, Portland Pozzolana / Ordinary Portland /Portland Slag cement, admixtures in recommended proportions as per IS: 9103 to accelerate / retard setting of concrete, to improve durability and workability without impairing strength; including pumping of concrete to site of laying, curing, carriage for all leads; but excluding the cost of centering, shuttering, finishing and reinforcement as per direction of the engineer-in-charge, for the following grades of concrete.:Note: Extra cement up to 10% of the minimum specified cement content in design mix shall be payable separately All works upto plinth levelConcrete of M30 grade with minimum cement content of 350 kg /cum.Repare of RCC Dismantled	cum	13.2
6.1	Add for using extra cement in the items of design mix over and above the specified cement content therein	Quintal	5
7	Providing any laying the Rectangular shape 600x450 mm precast R.C.C. manhole cover with frame - L.D. - 2.5	Nos	10
8	Providing and installing the NON-RETURN VALVE:- "IVC-Nasik" Brand cast iron double flanged single door swing check valve having body door cover of graded in cast iron to IS:210 Gr.Fg.260 body and door rings of SS ASTM A743 Gr.CF8 and		

RFP FOR SEWERAGE DRAINAGE NETWORK EXECUTION PROJECT VERSION 2.7 GREENWOODS PH. 1

	bearing block of leaded tin bronze to IS:318 Gr.LTB2 hinge pin of stainless steel AISI:431. Valves generally conform to IS:5312. Flanges to be drilled as per IS:1538 Part-IV &VI. Valves are suitable for hydrostatic test pressure of 10Kg./Cm2 for seat and 15Kg./Cm2 for body(PN-1 Rating). Valve of size above 600mmø will be multi door		
8.1	300 mm diameter	No.	3
8.2	400 mm diameter	No.	1
9	Constructing brick masonry manhole in cement mortar 1:4 (1 cement : 4 coarse sand) with R.C.C top slab with 1:1.5:3 mix (1 cement : 1.5 coarse sand (zone-III) : 3 graded stone aggregate 20 mm nominal size), foundation concrete 1:4:8 mix (1 cement : 4 coarse sand (zone-III) : 8 graded stone aggregate 40 mm nominal size), inside plastering 12 mm thick with cement mortar 1:3 (1 cement : 3 coarse sand) finished with floating coat of neat cement and making channels in cement concrete 1:2:4 (1 cement : 2 coarse sand : 4 graded stone aggregate 20 mm nominal size) finished with a floating coat of neat cement complete as per standard design.		
9.1	Inside size 120×90 cm and 90 cm deep including C.I. cover with frame (medium duty) 500 mm internal diameter, total weight of cover and frame to be not less than 116 kg (weight of cover 58 kg and weight of frame 58 kg): With common burnt clay F.P.S. (non modular) bricks of class designation 7.5	Each	2

<b>BOQ for the Improvement of Drainage and Sewerage works at Greenwood's Phase1</b>			
<b>A3-Upgradation of Existing Sewer Pipe</b>			
<b>Item no.</b>	<b>Description of item</b>	<b>Unit</b>	<b>Quantity</b>
<b>Civil Work</b>			
1	Demolishing cement concrete manually/ by mechanical means including disposal of material within 50 metres lead as per direction of Engineer - in - charge. Nominal concrete 1:3:6 or richer mix (including equivalent design mix)	cum	2.64
2	Excavating trenches of required width for pipes, cables, etc including excavation for sockets, and dressing of sides, ramming of bottoms, depth upto 1.5 m, including getting out the excavated soil, and then returning the soil as required, in layers not exceeding 20 cm in depth, including consolidating each deposited layer by ramming, watering, etc. and disposing of surplus excavated soil as directed, within a lead of 50 m : All kinds of soil Pipes, cables etc. exceeding 300 mm dia but not exceeding 600 mm	cum	39.6
3	Providing and laying non-pressure NP2 class (light duty) R.C.C.pipes with collars jointed with stiff mixture of cement mortar in the proportion of 1:2 (1 cement : 2 fine sand) including testing of joints etc. complete		
3.1	300 mm	m	30
4	Providing and laying in position ready mixed or site batched design mix cement concrete for plain cement concrete work; using coarse aggregate and fine aggregate derived from natural sources, Portland Pozzolana/ Ordinary Portland /Portland Slag cement, admixtures in recommended proportions as per IS: 9103 to accelerate / retard setting of concrete, to improve durability and workability without impairing strength; including pumping of concrete to site of laying, curing, carriage for all leads; but excluding the cost of centering, shuttering and finishing as per direction of the engineer-in-charge; for the following grades of concrete.Note: Extra cement up to 10% of the minimum specified cement content in design mix shall be payable separately All works upto plinth level: Concrete of M25 grade with minimum cement content of 300 kg /cum Repair of RCC Dismantled	cum	5.28
4.1	Add for using extra cement in the items of design mix over and above the specified cement content therein	Quintal	5
5	Supplying and installing the precast concrete manhole cover with steel fiber of IS marked conforming to IS ; 12592 part I of EHD 35 with matching frame of class EHD 35 IS 12592 part II with 875 mm external dia and clear 560 mm internal dia.	Nos	3

<b>BOQ for the Improvement of Drainage and Sewerage works at Greenwood's Phase1</b>			
<b>A4-Storage Tank and Pumping Arrangement</b>			
1	Taking out existing CC interlocking paver blocks from footpath/ central verge, including removal of rubbish etc., disposal of unserviceable material to the dumping ground, for which payment shall be made separately and stacking of serviceable material within 50 metre lead as per direction of Engineer-in-Charge.	sqm	184.4
2	Laying old cement concrete interlocking paver blocks of any design/ shape laid in required line, level, curvature, colour and pattern over and including 50 mm thick compacted bed of coarse sand, filling the joints with fine sand etc. all complete as per the direction of Engineer-in-charge.	sqm	184.4
3	Earth work in excavation by mechanical means (Hydraulic excavator)/ manual means over areas (exceeding 30 cm in depth, 1.5 m in width as well as 10 sqm on plan) including getting out and disposal of excavated earth lead upto 50 m and for all lift, as directed by Engineer-in-charge. 2.6.1 All kinds of soil	cum	521.38
4	Filling available excavated earth (excluding rock) in trenches, plinth, sides of foundations etc. in layers not exceeding 20cm in depth, consolidating each deposited layer by ramming and watering, lead up to 50 and for all lift.	cum	123.18
5	Providing brick work (in width 225mm or more) with F.P.S. bricks of class designation 7.5 in cement mortar 1:4 (1 cement :4 coarse sand) at all levels	cum	10.27
6	Providing and laying in position cement concrete of specified grade excluding the cost of centering and shuttering - All work up to plinth level : 1:3:6 (1 Cement : 3 coarse sand (zone-III) derived from natural sources : 6 graded stone aggregate 20 mm nominal size derived from natural sources)	cum	9.77
7	Providing and laying in position ready mixed or site batched design mix cement concrete for reinforced cement concrete work; using coarse aggregate and fine aggregate derived from natural sources, Portland Pozzolana / Ordinary Portland /Portland Slag cement, admixtures in recommended proportions as per IS: 9103 to accelerate / retard setting of concrete, to improve durability and workability without impairing strength; including pumping of concrete to site of laying, curing, carriage for all leads; but excluding the cost of centering, shuttering, finishing and reinforcement as per direction of the engineer-in-charge, for the following grades of concrete.: Note: Extra cement up to 10% of the minimum specified cement content in design mix shall be payable separately		
7.1	Concrete of M30 grade with minimum cement content of 350 kg /cum	cum	99.27
7.2	Add for using extra cement in the items of design mix over and above the specified cement content therein	Quintal	10.00
8	Centering and shuttering including strutting, propping etc. and removal of form work for :		
8.1	Foundations, footings, bases for columns	sqm	31.08
8.2	Retaining walls, return walls, walls (any thickness) including attached pilasters, buttresses, plinth and string courses fillets, kerbs and steps etc.	sqm	512.61
8.3	Columns, piers, abutments, pillars, posts and struts	sqm	4.00
9	Steel reinforcement for R.C.C. work including straightening, cutting, bending, placing in position and binding all complete upto plinth level. (Cold twisted bars)	Kg	8934

10	<p>Providing, installation, testing and commissioning of <b>submersible dewatering pump</b> set conforming to relevant IS codes, with water proof winding. Pump shall be suitable for various delivery head and discharge with stainless steel shaft, impeller, pump and motor body. Motor suitable for working on 415 V ± 10%, 3 Ph, 50 Hz A.C. Supply, with cable guard. The pump set shall be suitable for direct coupling, with suitable suction strainer etc. complete in all respect as per specification, scope of work and direction of Engineer in Charge of following power rating, suitable for prescribed duty conditions mentioned in technical detailed. <b>Discharge 80 to 100 LPS and head 5,5 m</b>                  Rates for Mody Make Submersible Dewatering pump                  M/G-554T/10HP</p>	No	5
11	<p>OUT DOOR TYPE 7.5 TO 10HP                  Hut type electrical feeder pillar/metal board of welded construction of size 1370mm x 760mm x 460mm fabricated with 16 SWG M.S. sheet with horizontal and vertical intermediate chamber of suitable size on suitable size insulating board to make the Panel Robust, having double door with 14 SWG S.S hinges along with double locking arrangement with arrangement for mounting of switch gear and electrical energy meter i/c powder coating, Vermin proof having following items.</p>		
11.1	<ol style="list-style-type: none"> <li>1. MCCB 63 Amp, 4 Pole-1 No</li> <li>2. RCCB/ELCB 63 Amp, 4 Pole with earth fault indicator and positive contact indication protecting a circuit automatically 1No</li> <li>3. Fully automatic star delta starter of 10HP, 3Phase oil immersed type 1No</li> <li>4. Digital Ampere meter 96mmx96mm square shape of 0-30 Amp range 1No</li> <li>5. Digital Voltmeter of 96mm x 96 mm square shape of 0-500 Volt range with selector switch 1No</li> <li>6. LED Indicating lamps with fitting (a set of 3 lamps) 1Set</li> <li>7. Shunt capacitor of 5 KVAR with three phase isolator 1No</li> <li>8. Motor Protection Assembly having Earth Leakage protection, Phase sequence corrector, Single phasing protection, Over load protection, High voltage-low voltage protection. 1No</li> <li>9. Programmable time switch (i.e. RYB Phase &amp; facility to change over from automatic to manual &amp; vice versa) up to 10 H.P.1No</li> <li>10. Complete wiring of panel board &amp; installation of electrical accessories in the panel with required copper conductor wire &amp; thimbling etc as required. The panel board shall be mounted on the base frame of 600mm height made of 50x50x6mm angle iron frame.</li> </ol> <p>Make:-All the insert used in Panel must be of DJB approved makes and should be ISI marked where make of that equipment is not approved.</p>	No	5
11.2	<p>Wiring for circuit/submain wiring along with earth wire with the following sizes of FRLS PVC insulated copper conductor, single core cable in surface/ recessed medium class PVC conduit as required (2 X 16 sq. mm + 1 X 6 sq. mm earth wire)</p>	m	400
12	<p>Alarm System in the Main Trunk Drain for Flooding by way of sound and also alert on mobile</p>	Lumpsum	1

<b>BOQ for the Improvement of Drainage and Sewerage works at Greenwood Phase1</b>			
<b>A4-Storage Tank and Pumping Arrangement</b>			
1	Taking out existing CC interlocking paver blocks from footpath/ central verge, including removal of rubbish etc., disposal of unserviceable material to the dumping ground, for which payment shall be made separately and stacking of serviceable material within 50 metre lead as per direction of Engineer-in-Charge.	sqm	184.4
2	Laying old cement concrete interlocking paver blocks of any design/ shape laid in required line, level, curvature, colour and pattern over and including 50 mm thick compacted bed of coarse sand, filling the joints with fine sand etc. all complete as per the direction of Engineer-in-charge.	sqm	184.4
3	Earth work in excavation by mechanical means (Hydraulic excavator)/ manual means over areas (exceeding 30 cm in depth, 1.5 m in width as well as 10 sqm on plan) including getting out and disposal of excavated earth lead upto 50 m and for all lift, as directed by Engineer-in-charge. 2.6.1 All kinds of soil	cum	521.38
4	Filling available excavated earth (excluding rock) in trenches, plinth, sides of foundations etc. in layers not exceeding 20cm in depth, consolidating each deposited layer by ramming and watering, lead up to 50 and for all lift.	cum	123.18
5	Providing brick work (in width 225mm or more) with F.P.S. bricks of class designation 7.5 in cement mortar 1:4 (1 cement :4 coarse sand) at all levels	cum	10.27
6	Providing and laying in position cement concrete of specified grade excluding the cost of centering and shuttering - All work up to plinth level : 1:3:6 (1 Cement : 3 coarse sand (zone-III) derived from natural sources : 6 graded stone aggregate 20 mm nominal size derived from natural sources)	cum	9.77
7	Providing and laying in position ready mixed or site batched design mix cement concrete for reinforced cement concrete work; using coarse aggregate and fine aggregate derived from natural sources, Portland Pozzolana / Ordinary Portland /Portland Slag cement, admixtures in recommended proportions as per IS: 9103 to accelerate / retard setting of concrete, to improve durability and workability without impairing strength; including pumping of concrete to site of laying, curing, carriage for all leads; but excluding the cost of centering, shuttering, finishing and reinforcement as per direction of the engineer-in-charge, for the following grades of concrete.: Note: Extra cement up to 10% of the minimum specified cement content in design mix shall be payable separately		
7.1	Concrete of M30 grade with minimum cement content of 350 kg /cum	cum	99.27
7.2	Add for using extra cement in the items of design mix over and above the specified cement content therein	Quintal	10.00
8	Centering and shuttering including strutting, propping etc. and removal of form work for :		
8.1	Foundations, footings, bases for columns	sqm	31.08
8.2	Retaining walls, return walls, walls (any thickness) including attached pilasters, buttresses, plinth and string courses fillets, kerbs and steps etc.	sqm	512.61
8.3	Columns, piers, abutments, pillars, posts and struts	sqm	4.00
9	Steel reinforcement for R.C.C. work including straightening, cutting, bending, placing in position and binding all complete upto plinth level. (Cold twisted bars)	Kg	8934
10	Providing, installation, testing and commissioning of <b>submersible dewatering pump</b> set conforming to relevant IS codes, with water proof winding. Pump shall be suitable for various delivery head and discharge with stainless steel shaft, impeller, pump and motor body. Motor suitable for working on 415 V $\pm$ 10%, 3 Ph, 50 Hz A.C. Supply, with cable guard. The pump set shall be suitable for direct coupling, with suitable suction strainer etc. complete in all respect as per specification, scope of work and direction of Engineer in Charge of following power rating, suitable for prescribed duty conditions mentioned in technical detailed. <b>Discharge 80 to 100 LPS and head 5,5 m</b> Rates for Mody Make Submersible Dewatering pump M/G-554T/10HP	No	5

RFP FOR SEWERAGE DRAINAGE NETWORK EXECUTION PROJECT VERSION 2.7 GREENWOODS PH. 1

11	Standby Portable Monoblock Pumps (capable of lifting even dirty storm water) for negative suctioning with provision of connectivity capable of Multifold of pumping water to GNIDA drain through MultiFold Arrangement from the same pit as the one given in the previous item	No	2
12	OUT DOOR TYPE 7.5 TO 10HP Hut type electrical feeder pillar/metal board of welded construction of size 1370mm x 760mm x 460mm fabricated with 16 SWG M.S. sheet with horizontal and vertical intermediate chamber of suitable size on suitable size insulating board to make the Panel Robust, having double door with 14 SWG S.S hinges along with double locking arrangement with arrangement for mounting of switch gear and electrical energy meter i/c powder coating, Vermin proof having following items.		
12.1	<ol style="list-style-type: none"> <li>1. MCCB 63 Amp, 4 Pole-1 No</li> <li>2. RCCB/ELCB 63 Amp, 4 Pole with earth fault indicator and positive contact indication protecting a circuit automatically 1No</li> <li>3. Fully automatic star delta starter of 10HP, 3Phase oil immersed type 1No</li> <li>4. Digital Ampere meter 96mmx96mm square shape of 0-30 Amp range 1No</li> <li>5. Digital Voltmeter of 96mm x 96 mm square shape of 0-500 Volt range with selector switch 1No</li> <li>6. LED Indicating lamps with fitting (a set of 3 lamps) 1Set</li> <li>7. Shunt capacitor of 5 KVAR with three phase isolator 1No</li> <li>8. Motor Protection Assembly having Earth Leakage protection, Phase sequence corrector, Single phasing protection, Over load protection, High voltage-low voltage protection. 1No</li> <li>9. Programmable time switch (i.e. RYB Phase &amp; facility to change over from automatic to manual &amp; vice versa) up to 10 H.P.1No</li> <li>10. Complete wiring of panel board &amp; installation of electrical accessories in the panel with required copper conductor wire &amp; thimbling etc as required. The panel board shall be mounted on the base frame of 600mm height made of 50x50x6mm angle iron frame.</li> </ol> <p>Make:-All the insert used in Panel must be of DJB approved makes and should be ISI marked where make of that equipment is not approved.</p>	No	5
12.2	Wiring for circuit/submain wiring along with earth wire with the following sizes of FRLS PVC insulated copper conductor, single core cable in surface/ recessed medium class PVC conduit as required (2 X 16 sq. mm + 1 X 6 sq. mm earth wire)	m	400
13	Alarm System in the Main Trunk Drain for Flooding by way of sound and also alert on mobile	Lumpsum	1
14	Rejuvenation of 3 Stormwater Harvesting Pits	Lumpsum	3